
PRODUCT CHARACTERISTICS

Thank you for purchasing our products. We hope you will always meet the multiple functions and convenience of this product. Please read the user manual carefully before using the product, and keep it properly during the use of the product.



Structure of reflecting plate rotating 360 degrees

The reflector made of special stainless steel, which transfers heat farther, rotates 120 degrees and keep it properly during the use of the product.



Special carbon tube to prevent glare

The radiant heating method uses carbon with different purity of more than 99.9%, which is more efficient than halogen and ceramic heating.



Domestic waterproof function

The product has the function of waterproof in life and is resistant to moisture. It can be waterproof with slight humidity in life.



Safety of special coating to prevent burns

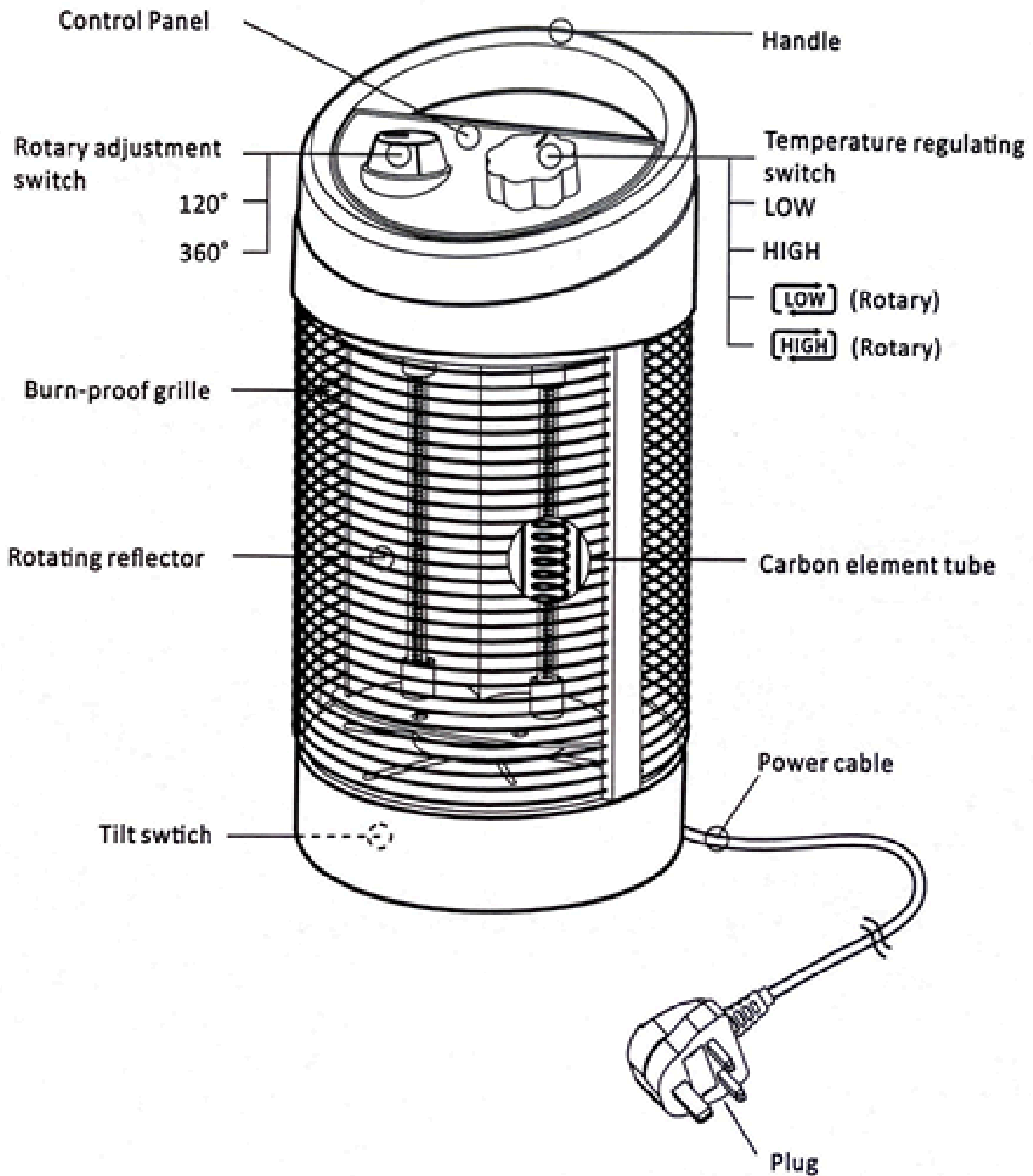
In order to prevent burns, a special avant-garde coated safety grid is adopted, which is safer to use



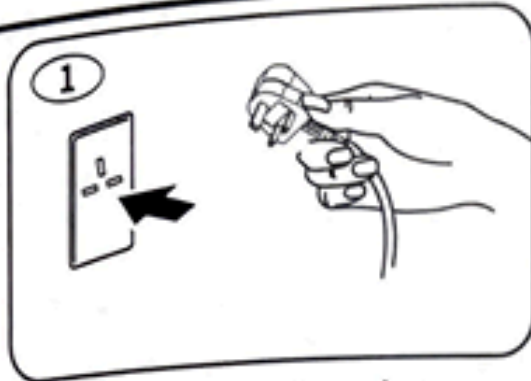
Intuitive start switch

For the convenience of users, the rotation angle setting switch of the starting part at the upper end of the heater

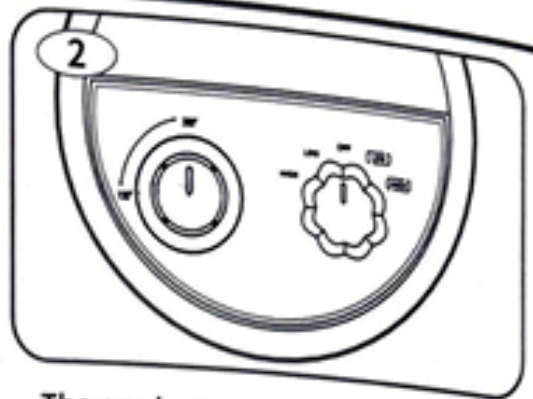
NAME OF PARTS



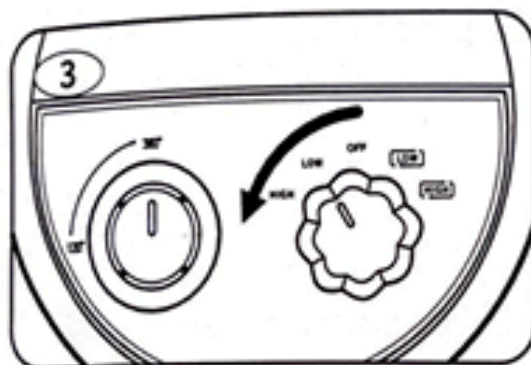
Usage method



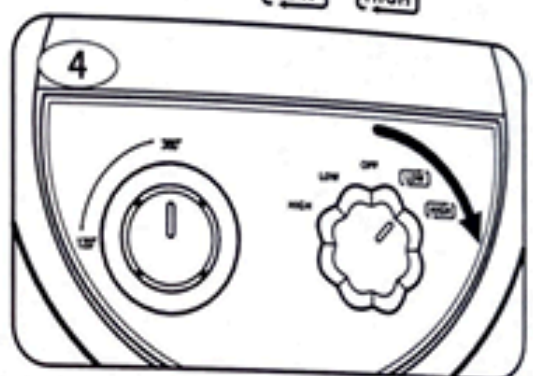
1
Connect the plug to the socket



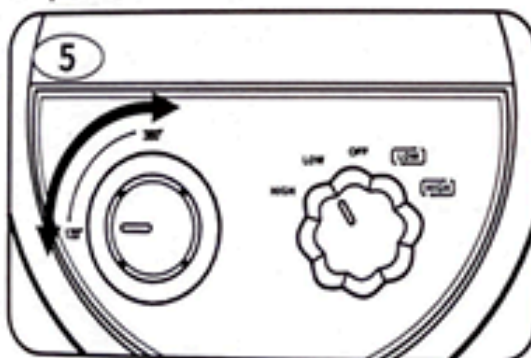
2
The product can set the temperature of four stages of LOW/HIGH
[LOW] [HIGH]



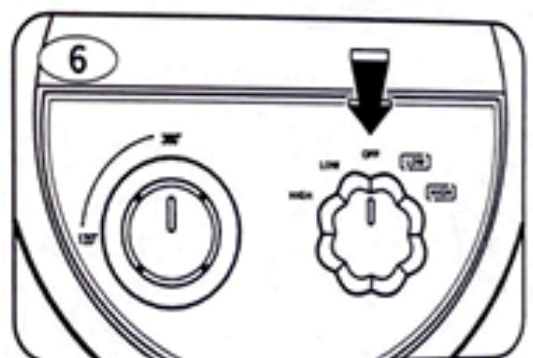
3
If the temperature regulating switch is turned to the left, the heater will start in the sequence of LOW/HIGH



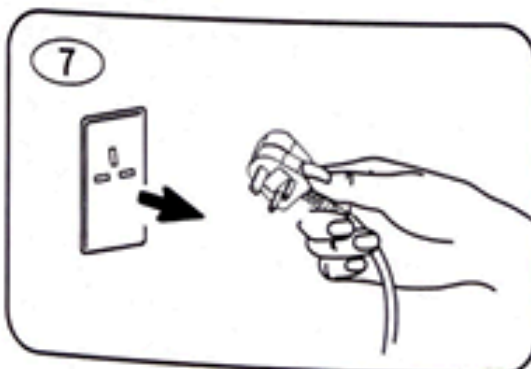
4
If the temperature regulating switch is turned to the right, the heater will start in the sequence of [LOW] [HIGH]



5
The knob opens the tube in two rotation radius modes of 120 degrees and 360 degrees



6
After the product is used, close the product in the temperature regulating switch (stop) mode



7
Unplug the plug from the power socket

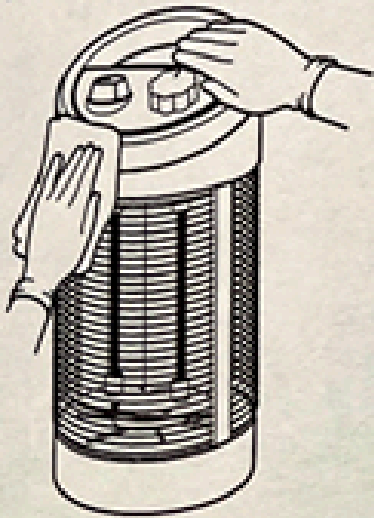
If it is not used for a long time
Before use, be sure to check the power line,
start some switches, heater damage, etc.,
and confirm whether there is any
abnormality.

SORTING AND STORAGE

Sorting and storage

The power supply of the product is (stop), the power plug is unplugged from the socket, and the operation is carried out after confirming that the host is fully cooled.

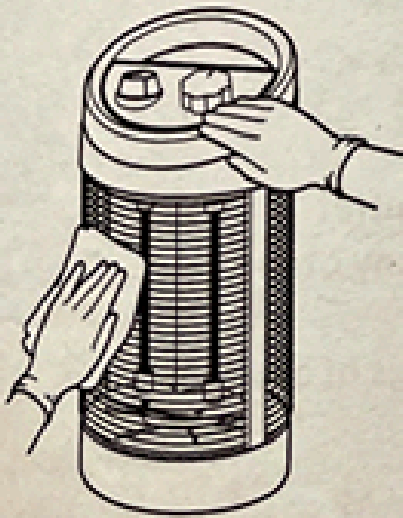
Note: When repairing the main engine, wear gloves because there are metal parts host



Please wipe with a soft and dry cloth.

When the pollution is serious, use diluted neutral detergent in the kitchen, be sure to squeeze it out, scrub it and wipe it thoroughly.

Finishing the protective fence



Please wipe with a soft and dry cloth.

When the pollution is serious, use diluted neutral detergent in the kitchen, be sure to squeeze it out, scrub it and wipe it thoroughly.

*After long-term exposure to chemical products, they may deteriorate.
preservation

Please dry well after packing, put it into the box when purchasing, and store it in a place with low humidity.

Please roll the power cord into the plastic bag. If it touches foamed plastic, it may damage the power cord.

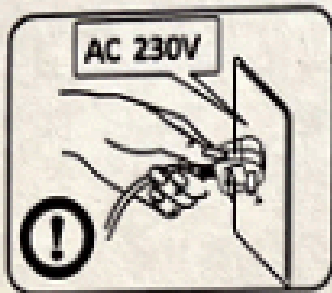
preservation

UK
CA


CE



SAFETY INSTRUCTIONS



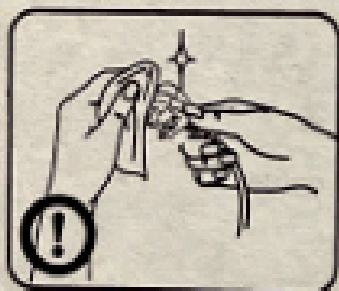
Before connecting the power supply to the product, please confirm the voltage displayed on the product before use (there is a risk of product damage and fire)



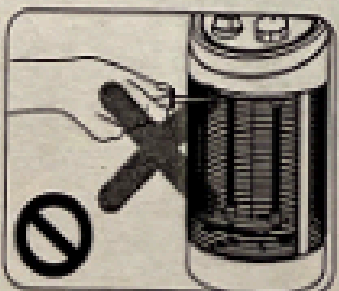
Do not touch the plug with wet hands, and do not soak the product directly (there is a risk of product damage and fire)



There is a risk of burns. Infants, old people with fragile skin and people who cannot operate by themselves should never use it.




Please clean the power plug regularly



Please clean the power plug regularly



Do not use near combustible substances.



1. Heater is not located immediately below a socket-outlet
2. Do not use the heater with a programmer, timer or any other device that switches the heater on automatically
3. Do not use this heater in the immediate surroundings of a bath, a shower or a swimming pool
4. Do not use this heater if it has been dropped
5. Do not use if there are visible signs of damage to the heater
6. Use this heater on a horizontal and stable surface, or fix it to the wall, as applicable.
7. **WARNING:** Do not use this heater in small rooms when they are occupied by persons not capable of leaving the room on their own, unless constant supervision is provided.
8. **WARNING:** To reduce the risk of fire, keep textiles, curtains, or any other flammable material a minimum distance of 1 m from the air outlet.
9. If the supply cord is damaged, it must be replaced by a special cord or assembly available from the manufacturer or its service agent.